

## Corrections

**Correction in article by González-Vílchez et al. “Spanish Heart Transplantation Registry. 27th Official Report of the Spanish Society of Cardiology Working Group on Heart Failure and Heart Transplantation (1984-2015)”, Rev Esp Cardiol. 2016;69:1071-1082**



**Corrección en el artículo de González-Vílchez et al. «Registro Español de Trasplante Cardíaco. XXVII Informe Oficial de la Sección de Insuficiencia Cardíaca y Trasplante Cardíaco de la Sociedad Española de Cardiología (1984-2015)», Rev Esp Cardiol. 2016;69:1071-1082**

In the article by González-Vílchez et al. entitled, “Spanish Heart Transplantation Registry. 27th Official Report of the Spanish Society of Cardiology Working Group on Heart Failure and Heart Transplantation (1984-2015)”, labeling errors have been detected in the following figures.

In **Figure 1**, there are errors in the line for “total annual number of transplants (1984-2015)” corresponding to 1990 and 1994.

In **Figure 10**, “Annual changes in the use of calcineurin inhibitors (cyclosporine and tacrolimus) in initial immunosuppression in the total sample (1984-2015)”, in the line for “cyclosporine”, 50 should be 54.

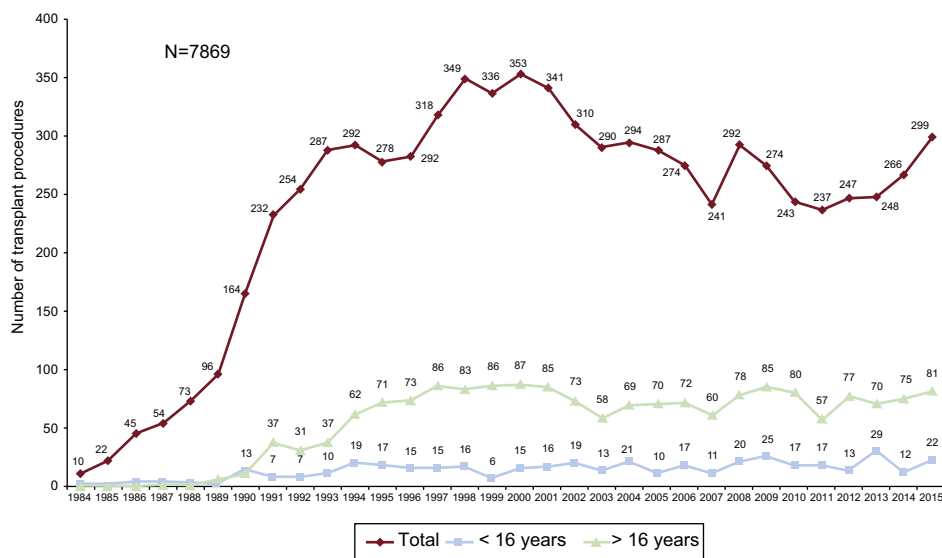
In **Figure 11**, “Annual changes in the use of antimetabolites (azathioprine and mycophenolate mofetil/mycophenolic acid) in initial immunosuppression in the total sample (1984-2015)”, in the line for “mycophenolate mofetil/mycophenolic acid”...

In addition, the authors report that retransplant, combined transplant, and pediatric (< 16 years) patients were omitted from the analysis. They also report some changes to the percentages because the database was updated to include new deaths. Thus, the table accompanying the graph in **Figure 18** should be corrected as follows:

18. Main causes of death occurring between the first year and fifth posttransplant years in the whole series (1984-2013).

	Infection	Rejection	Neoplasm	GVD/CA
■ 1984-1993	13.9	6.6	16.1	39.4
■ 1984-2003	10.8	7.9	20.1	33.2
■ 2004-2013	13.1	14.0	17.5	27.5

The figures with the corrected labeling are:



**Figure 1.**

SEE RELATED CONTENT:  
<http://dx.doi.org/10.1016/j.rec.2016.07.010>

<http://dx.doi.org/10.1016/j.rec.2017.08.021>  
 1885-5857/

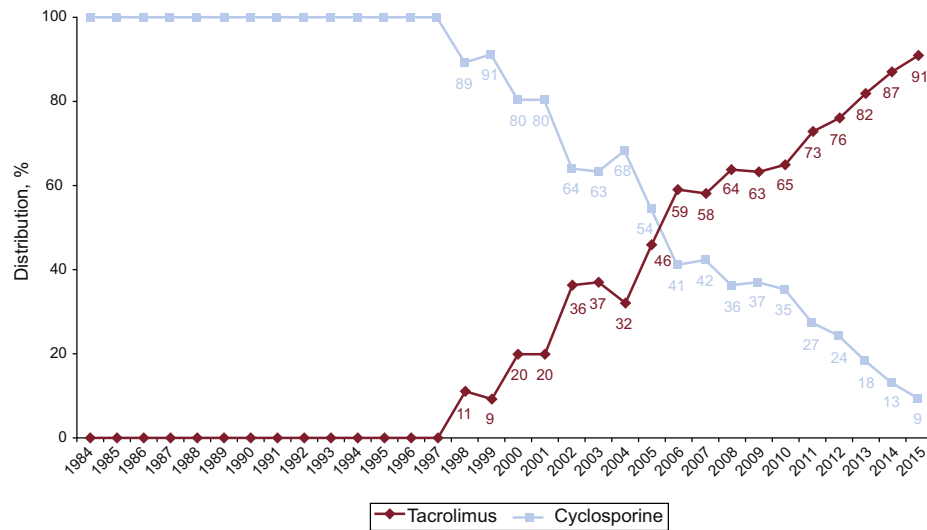


Figure 10.

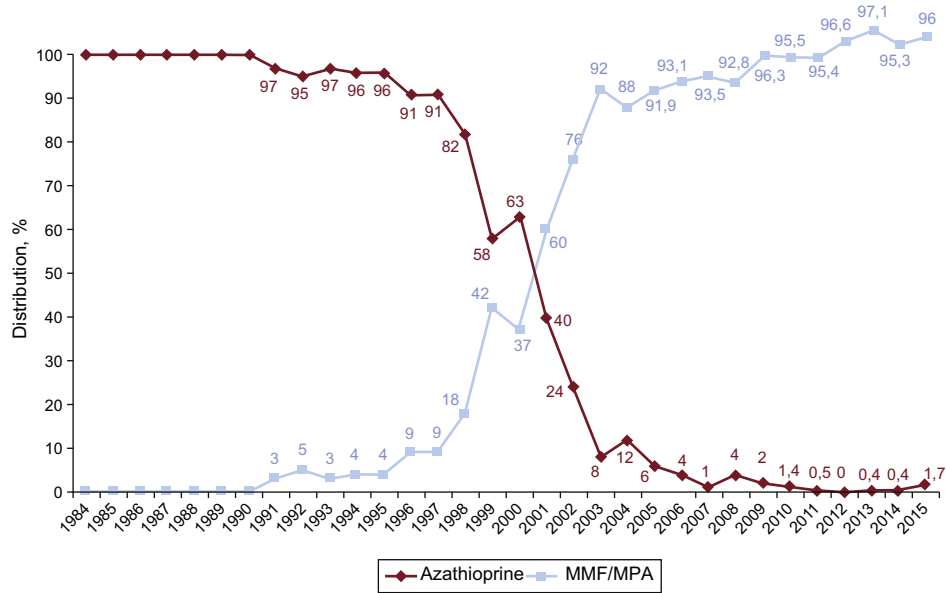


Figure 11.

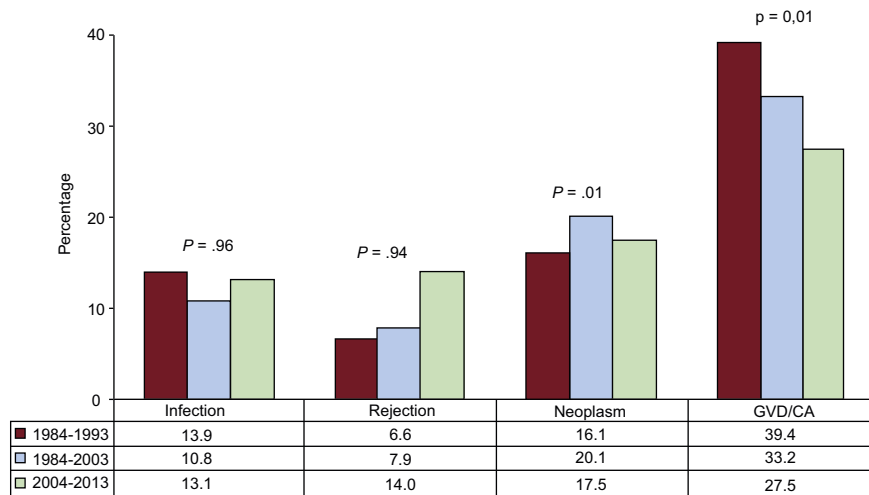


Figure 18.

These corrections were introduced in the electronic version of the article on 31 October 2017.