

# Health Economic Evaluation of Low-Dose Acetylsalicylic Acid in the Primary Prevention of Cardiovascular Disease

Mark Lamotte,<sup>a</sup> Carme Piñol,<sup>b</sup> Carlos Brotons,<sup>c</sup> Lieven Annemans,<sup>a,d</sup> Elena Guardiola,<sup>b</sup> Thomas Evers,<sup>e</sup> and Maria Kubin<sup>e</sup>

<sup>a</sup>Health Economics and Disease Management Unit, IMS Health, Brussels, Belgium.

<sup>b</sup>Q.F. Bayer SA, Barcelona, Spain.

<sup>c</sup>Unidad de Investigación, EAP Sardenya, Servei Català de la Salut, Barcelona, Spain.

<sup>d</sup>Universitat de Gant, Gant, Belgium.

<sup>e</sup>Bayer Healthcare AG, Wuppertal, Germany.

**Introduction and objectives.** Low-dose aspirin is standard treatment for patients with a history of cardiovascular disease. Its use in primary prevention is more controversial. However, recent studies also support the use of aspirin in high-risk individuals with no history of cardiovascular disease. This study investigated the health economic implications of using low-dose aspirin in the primary prevention of cardiovascular disease in Spain.

**Methods.** A model was developed to predict the cost-effectiveness of low-dose aspirin in the primary prevention of cardiovascular disease over a period of 10 years. The direct costs used were those of the Spanish National Health Service (NHS). Results were expressed as cost per life-year gained and per quality-adjusted life-year gained.

**Results.** Administering low-dose aspirin to an individual with a 10-year risk of coronary heart disease  $\geq 15\%$  resulted in an average net saving of €797 (95% CI, €263-1331) over the 10-year period, with savings starting in the first year. For an annual risk  $\geq 0.24\%$ , this form of treatment would reduce NHS costs. Treating all at-risk individuals in the Spanish population with aspirin would save €26.5 million from the healthcare budget, starting in the first year.

**Conclusions.** Administering low-dose aspirin to individuals with a 10-year risk of coronary heart disease  $\geq 15\%$  would result in significant cost savings for the Spanish NHS. Sensitivity analysis confirmed the robustness of these findings.

**Key words:** Aspirin. Primary prevention. Cost. Health economic evaluation. Cardiovascular disease.

## Evaluación económica del tratamiento con ácido acetilsalicílico en dosis bajas en la prevención primaria de enfermedades cardiovasculares

**Introducción y objetivos.** El ácido acetilsalicílico (AAS) en dosis bajas es un tratamiento estándar en pacientes con antecedentes de enfermedades cardiovasculares (ECV); se discute su empleo en prevención primaria. Recientes estudios apoyan su uso en personas de alto riesgo y sin antecedentes de ECV. Se evaluó la repercusión económica del uso de AAS en la prevención primaria de ECV en España.

**Métodos.** Se desarrolló un modelo para estimar la relación coste/efectividad del tratamiento con AAS a dosis bajas en la prevención primaria de ECV a los 10 años. Se estudiaron los costes directos desde la perspectiva del Sistema Nacional de Salud (SNS) español. Los resultados se expresaron como coste por años de vida ganados y por años de vida ajustados por calidad.

**Resultados.** La administración de AAS en dosis bajas a personas con riesgo de enfermedad coronaria (EC)  $\geq 15\%$  a los 10 años produce un ahorro neto medio de 797 euros (intervalo de confianza [IC] del 95%, 263-1.331 euros), que empieza el primer año. A partir de un riesgo anual  $\geq 0.24\%$ , este tratamiento ahorra costes al SNS. El tratamiento con AAS a toda la población española con riesgo produciría un ahorro de 26,5 millones de euros en servicios sanitarios desde el primer año.

**Conclusiones.** El tratamiento con AAS en dosis bajas de individuos con riesgo de EC  $\geq 15\%$  a los 10 años produciría un ahorro de costes significativo al SNS. Los análisis de sensibilidad prueban la robustez de los resultados.

**Palabras clave:** Ácido acetilsalicílico. Prevención primaria. Coste. Evaluación económica. Enfermedad cardiovascular.

Studied financed by Bayer Healthcare AG.

Correspondence: Dra. C. Piñol.  
Unidad de Farmacoeconomía y RR.II. Q.F. Bayer, S.A.  
Pau Clarís, 196. 08037 Barcelona. España.  
E-mail: carmen.pinol.cp@bayer.es

Received October 20, 2005.

Accepted for publication May 4, 2006.

## ABBREVIATIONS

QALY: quality adjusted life year.  
LYG: life year gained.  
CHD: coronary heart disease.  
CVD: cardiovascular disease.  
MI: myocardial infarction.  
PP: prevención primaria.  
GI: gastrointestinal.  
NHS: National Health Service.

## INTRODUCTION

The use of low dose (75-350 mg) acetylsalicylic acid or aspirin in the secondary prevention of cardiovascular disease (CVD) is fully accepted and 60% of the price of the drug is reimbursed by the Spanish National Health Service (NHS). However, in individuals with no history of CVD, the treatment is less well accepted, despite the fact that 2 meta-analyses of results from 5 studies in over 50 000 patients,<sup>1,2</sup> which showed this to be an effective treatment option.<sup>3-7</sup> This is at least in part due to the fact that in many countries, including Spain, low dose aspirin is not approved for primary prevention of CVD, and has been associated with gastrointestinal (GI) bleeding and hemorrhagic stroke. Hayden et al<sup>1</sup> showed that in a cohort of 1000 individuals with a 5% risk of suffering a fatal or non-fatal coronary event within 5 years (e.g. a 50 year old male with LDL cholesterol of 210 mg/dL and systolic blood pressure of 140 mm Hg), treatment with aspirin would prevent 6-20 myocardial infarctions (MI). However, the treatment would also cause between 0 and 2 hemorrhagic strokes and between 2 and 4 episodes of severe GI bleeding. In individuals with a 1% risk of developing coronary heart disease within 5 years (e.g. a 45 year old male with no risk factors for CVD), it would prevent between 1 and 4 MI, but would cause the same number of hemorrhagic events.

The American Heart Association<sup>8</sup> recommends treatment with aspirin in individuals with an annual risk of  $\geq 1\%$ . European guidelines do not specify a risk threshold, though they do recommend primary prevention of CVD with aspirin in individuals with diabetes, well-controlled hypertension, and in males with high multifactorial risk of CVD.<sup>9</sup> The consensus document on the use of antiplatelet agents recommends aspirin for primary prevention in high-risk patients, i.e. those with diabetes and hypertension.<sup>10</sup>

We were unable to find any economic analyses of the use of low-dose aspirin in primary prevention. Existing

treatment recommendations have therefore been drawn up without taking into account their possible economic implications. The aim of the present study was to bring economic arguments into the discussion surrounding the use of low-dose aspirin in the primary prevention of CVD and to estimate the budget impact from the perspective of the Spanish NHS.

## METHODS

### Model Structure

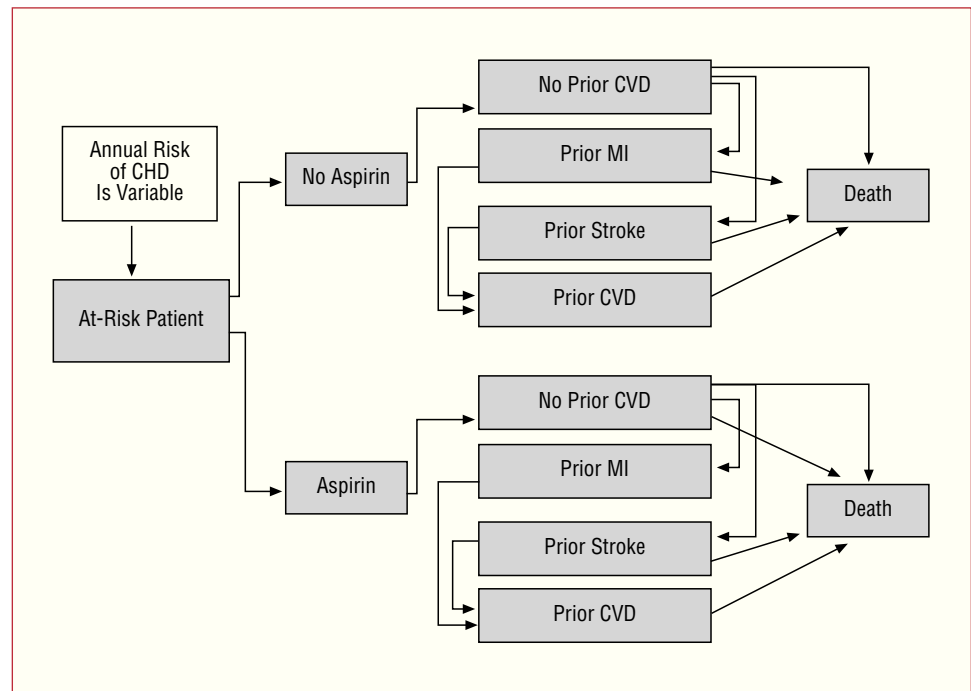
To estimate the cost-effectiveness of low-dose aspirin in the primary prevention of CVD, a Markov model was designed using Data Pro by TreeAge<sup>TM</sup>. One-year cycles were used over a 10 year period so as to allow correlations with the second European Joint Task Force risk prediction charts.<sup>11</sup> The model consisted of five principal health states: no prior history of CVD (no known heart disease, no peripheral artery disease or cerebrovascular disease), prior history of stroke, prior history of MI, prior history of CVD, and death (Figure 1).

All of the hypothetical subjects started the model with no prior history of CVD. Each year, each subject had a risk of CVD (defined as fatal MI, non-fatal MI, or sudden death), stroke (fatal or non-fatal, ischemic, or hemorrhagic), or death through other causes. Independently of those risks, each individual also had a risk of GI bleeding. The distribution of episodes of GI bleeding was assumed to be uniform over the year, and was calculated using a half-cycle correction in the Markov model (assuming that the events occurred in the middle of the year). All risks were dependent on whether the individual had been treated with aspirin or not.

Within the health-state transition model, individuals who experienced fatal events moved to the state "death," those who had a first stroke moved to the state "prior stroke" and those who had a first non-fatal MI moved to the state "prior MI." The remaining individuals remained in the state "no prior CVD."

Individuals with a history of stroke or MI presented a higher risk of experiencing a new event. When an individual with a prior stroke had a non-fatal MI he moved to the state "prior CVD." The same transition was applied to individuals with prior MI who suffered a stroke. Individuals with a prior stroke who had another stroke remained in the state "prior stroke." Individuals with a prior MI who had a further MI remained in the state "prior MI." It was assumed that all individuals would be treated with low-dose aspirin after the first CVD event, independently of the original treatment (placebo or low-dose aspirin). Several surveys have shown that low-dose aspirin is used in approximately 90% of cases after an acute coronary event.<sup>11,12</sup>

**Figure 1.** Simplified structure of the health state transition model. ASA indicates acetylsalicylic acid; CHD: coronary heart disease; CVD, cardiovascular disease; MI, myocardial infarction.



Whether or not an individual is treated with low-dose aspirin in daily practice depends on his risk of CHD and of adverse events. Furthermore, the cost-effectiveness of aspirin will depend on the base-line risk of CHD. The annual risk was calculated using the Framingham algorithm, as the the SCORE algorithm was not available when the model was developed.<sup>1,13</sup>

For the base case, annual risk was set at 1.5% (a 10 year risk of approximately 15%). The choice of 15% is in line with American and European guidelines on the use of aspirin in primary prevention. Aspirin also reduces the risk to a similar degree as statins (28% with aspirin and 31% with statins in the WOSCOPS study<sup>14</sup>). Given that aspirin is much cheaper than statins and given that the latter are recommended when there is a 10 year risk of CHD of  $\geq 20\%$ , a lower threshold was used in the present study.

The results are presented as cost per life-year gained (LYG) and cost per quality adjusted life year (QALY). Both costs and outcomes were discounted at 3%.

## Clinical Data

Efficacy data for aspirin in primary prevention were extracted from published meta-analyses and efficacy data for its use in secondary prevention were taken from the CAPRIE trial.<sup>1,2,15</sup>

One meta-analysis<sup>1</sup> provided detailed information (e.g. annual risk, risk reduction and 95% confidence intervals [CI]) on the impact of aspirin on the risk of CHD (defined as fatal MI, non-fatal MI, and sudden

death), total stroke, and all cause mortality, as well as providing information on the relationship between fatal and non-fatal CHD. The other meta-analysis<sup>2</sup> provided additional information on the relationship between fatal and non-fatal stroke and the proportion of ischemic strokes.

It was possible to vary the baseline risk of CHD in the health-state transition model, and the risk of stroke is related to the risk of CHD. According to Hayden et al,<sup>1</sup> there are 0.54 cerebrovascular events for every cardiovascular event.

Table 1 shows the annual risk of all complications when the baseline annual risk of CHD is set at 1.5%.

The CAPRIE<sup>15</sup> study provides results for individuals with a prior history of MI and ischemic stroke, as well as for the total cohort of individuals with a prior vascular event (Table 1). The risk of an event is greater in secondary prevention than in primary prevention although after a second MI or stroke it was not varied in the model, as the CAPRIE study did not specify the risk of new events after suffering 2 or more.

## Cost Data

The study was carried out from the perspective of the Spanish NHS, so only direct medical costs were included. All monetary units are in 2003 euros. Costs for the following events were included: fatal MI, non-fatal MI, fatal stroke, non-fatal ischemic stroke, non-fatal hemorrhagic stroke, GI bleeding, and follow-up after a cardiovascular event (MI, stroke, or both).

**TABLE 1. Annual Risks (%) Derived From Meta-Analyses and the CAPRI Study<sup>\*,1,2,15</sup>**

Results	Primary Prevention	
	No Aspirin	Aspirin
CHD <sup>1</sup>	1.50	1.09† (0.90%-1.31%)
Fatal CHD <sup>1</sup>	0.39	0.34 (0.27%-0.43%)
Stroke <sup>1</sup>	0.81†	0.82† (0.69%-1.00%)
Fatal stroke	0.11	0.14
Non-fatal stroke	0.70	0.68
Hemorrhagic stroke	0.10	0.11
Ischemic stroke	0.60	0.57
Gastrointestinal bleeding <sup>1</sup>	0.18	0.31 (0.25%-0.38%)
Other causes of death <sup>1</sup>	0.54	0.50

Events	Secondary Prevention‡, <sup>15</sup>		
	History of MI	History of Stroke	History of MI and Stroke
Non-fatal stroke	0.58	5.39	5.39
Non-fatal MI	2.60	0.62	2.60
Intracranial hemorrhage	0.26	0.26	0.26
Vascular death	1.66	1.71	2.06
Other cause of death	1.05	1.05	1.05
Fatal and non-fatal GI bleeding	1.40	1.40	1.40

\*ASA indicates acetylsalicylic; CHD, coronary heart disease; MI, myocardial infarction.

†The analysis of annual risk is based on a baseline risk of CHD of 1.50% (for each coronary event there were 0.54 cerebrovascular events, according to the meta-analysis by Hayden et al<sup>1</sup>).

‡Results in the aspirin group: it is assumed that all patients are treated with low-dose aspirin after an event and, therefore, that the risks apply to all patients.

The majority of costs for Spain were calculated using the SOIKOS Health Care Costs Data-base (2004),<sup>16</sup> in which all costs for acute care, except fatal stroke, were provided in terms of diagnostic-related groups. The cost of fatal stroke was calculated from the cost of ischemic stroke, as it was assumed that fatal stroke is related to non-fatal stroke in the same way that fatal MI is related to non-fatal MI. Data from Levy et al<sup>17</sup> were used to calculate the cost of follow-up. In that study, a 2 year time horizon was used and costs were divided into disease management costs for the acute phase and for follow-up. For Spain, the costs

of hospitalization were obtained from hospital data-bases and national tariffs, and costs of follow-up were calculated using a decision tree. Data on patient management and resource use for the decision tree were obtained from the literature, official national statistics, and local expert opinion (Delphi panel). Costs were for 1999 and were updated using the Spanish medical inflation index (www.ine.es) to obtain values for 2003 (Table 2).

Although low-dose aspirin for primary prevention is currently not reimbursed in Spain, for the purposes of the model it was assumed that such treatment was publically financed, and that patient co-payment would cover 40% of the cost. It was assumed that Spanish NHS would cover the full cost of treatment for secondary prevention, as the majority of patients would be in categories which are fully reimbursed. The price to the public of aspirin 100 mg was 0.082 euros (retail price plus value added tax).<sup>18</sup>

## Utilities

Data on utilities were obtained from the medical literature<sup>19,20</sup> and were based on the Time-Trade-Off method.

Utilities for post-MI and post-stroke were 0.88 (95% CI, 0.84-0.93) and 0.68 (95% CI, 0.53-0.83), respectively. The scores for MI were based on 2 to 5 measurements over 1.5 years in 67 patients, and

**TABLE 2. Cost per Patient/Year (€2003) in Spain, Used in the Health-State Transition Model\***

Item Costed	Mean	95% CI	Source
MI	5978	3291-12 263	GRD oficial <sup>16</sup>
Ischemic/hemorrhagic stroke	9437	5454-16 403	Official DRG <sup>16</sup>
GI bleeding	1987	1030-2919	Official DRG <sup>16</sup>
Fatal MI	4954	1414-8552	Official DRG <sup>16</sup>
Fatal stroke	7821	2343-11 439	Official DRG <sup>16</sup>
Hospital follow-up, per year			
Non-fatal MI	5149	ND	Levy et al <sup>17</sup>
Non-fatal stroke	7453	ND	Levy et al <sup>17</sup>
Non-fatal MI + non-fatal stroke	9536	NA	Levy et al <sup>17</sup>

\*GI indicates gastrointestinal; DRG, diagnostic related groups; CI, confidence interval; MI, myocardial infarction; NA, not available.

**TABLE 3. Number of Individuals by Age and Risk Group (2003)**

Age Group, y	Population		Risk 15-19.9%		Risk ≥20%	
	Males	Females	Males	Females	Males	Females
35-44	3 167 123	3 154 072	270 112	83 833	41 767	132
45-54	2 502 583	2 540 900	185 445	67 814	28 966	599
55-64	1 969 110	2 094 324	139 396	61 097	22 232	368
65-74	1 799 682	2 137 751	123 782	76 013	21 147	217
75-84	918 295	1 397 901	60 184	50 220	9379	0
Total	10 356 793	11 324 948	778 920	338 977	123 490	1316

utilities for moderate stroke were based on a meta-analysis of utility studies.<sup>19,20</sup> When an MI occurred, a utility score of 0 was applied for 1 week.<sup>21</sup> Extracranial hemorrhaging was determined to have no permanent effects and reduced utility for 2 weeks (utility, 0.5 for 2 weeks).<sup>22</sup> If the patient had had stroke and MI, it was assumed that he or she had the worst utility, i.e. the utility score for stroke.

### Budget Impact

Two sources were used to calculate the number of patients who would be eligible for treatment.<sup>23,24</sup> Marrugat et al<sup>23</sup> calculated the percentage of the population with low, medium and high risk of CHD by adapting the Framingham risk prediction algorithm for use in Spain. They also classified risk groups according to sex, smoking habit, and diabetes. Baena Díez et al<sup>24</sup> reported the percentage of the Spanish population who smoked and were diabetic by age and sex. By combining data from these 2 studies with the size of the Spanish population (www.ine.es), the number of patients with a 10-year risk of suffering an event of >15% and >20% was obtained, as shown in Table 3. In the moderate risk group (10%-19% at 10 years), it was assumed that patients were evenly distributed above and below the 15% mark.

### Sensitivity Analysis

Several sensitivity analyses were performed using the following variables: baseline risk of CHD, discount rates, risk of GI bleeding, risk of hemorrhagic stroke, cost of complications, and utility values.

### Monte Carlo Analysis

The effects of low-dose aspirin were incorporated in the model as point estimates with 95% CI (Table 1), as were costs and utilities (Table 2). The model was run 1000 times values for the variables in the model were randomly assigned each time. Annual risks for CHD of 0.6% (threshold for treatment recommended by the US Preventive Services Task Force<sup>1</sup>), 1.0% (threshold

recommended by the American Heart Association<sup>8</sup>), and 1.5% were applied in the Monte Carlo analysis (cost per QALY gained).

## RESULTS

### Model Validation

To validate the health-state transition model, we compared the number of coronary events avoided as reported by Hayden et al,<sup>1</sup> with the number calculated by the model. For a 5 year risk of 5%, Hayden et al<sup>1</sup> predicted that 6 to 20 events could be avoided for every 1000 patients treated, whilst the model predicted that the number of events avoided would be between 11 and 17. Given a 5 year risk of 1%, Hayden et al<sup>1</sup> predicted that the number of events avoided would be between 1 and 4, whilst the present model predicted that 3 to 4 events would be avoided.

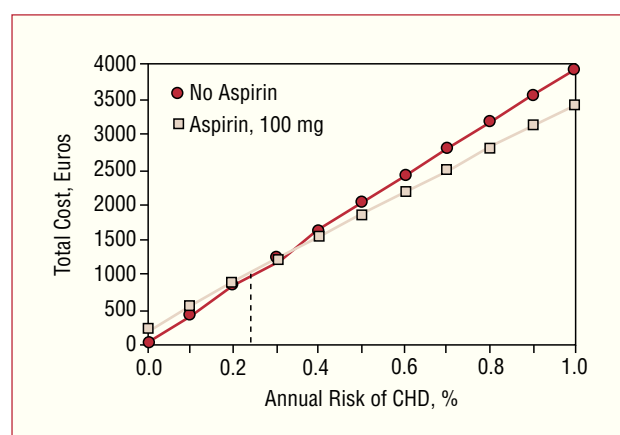
### Base Case

For individuals with an annual risk of CHD of 1.5% (risk at 10 years, 14%-15%), the 10 year cost was € 5768 (95% CI, €5366-6185) without low-dose aspirin and €4971 (95% CI, €4383-5581) with aspirin. On average, treatment with low-dose aspirin led to a per-patient saving of € 797 (95% CI, €301-1330) over 10 years. A saving of €19.30 was obtained during the first year, though this was non-significant. Significant savings were seen after 2 years of treatment. The number of life years gained was 8.33 (95% CI, 8.32-8.34) and 8.36 (95% CI, 8.33-8.39), respectively, and the number of QALYs gained was 8.20 (95% CI, 8.16-8.24) and 8.24 (95% CI, 8.18-8.29), respectively.

### Sensitivity Analysis

Varying the discount rate between 0% and 6% did not affect the results, as low-dose aspirin provides effectiveness at low cost.

In the base case, the annual risk of CHD was set at 1.5%, which would be cost-saving for the Spanish NHS. The sensitivity analysis indicated that treatment



**Figure 2.** Impact of annual risk of CHD on cost (based on an annual risk of CHD of 0.244%, the threshold at which treatment with low-dose aspirin produces cost savings). CHD indicates: coronary heart disease.

with low-dose aspirin already produces cost-savings (although these were not significant) when the annual risk of CHD is  $\geq 0.244\%$  (Figure 2). An annual risk of CHD of 0.244% is, for example, the risk for a male, non-smoker aged 55 years or over, with no diagnosis of diabetes or hypertension, and with a normal lipid profile.

The decision to treat or not with low-dose aspirin depends on both the risk of CHD and on the risk of

adverse effects. In the base case, the risk of stroke was 1.02 times higher with low-dose aspirin than with placebo. The 95% CI published by Hayden et al were 0.85-1.23. Even when the upper limit is applied, treatment with low-dose aspirin is still cheaper and more effective than placebo (Table 4). In the base case, the risk of GI bleeding was 1.7 times greater with aspirin than with placebo. The 95% CI published by Hayden et al were 1.4-2.1. Again, even when the upper limit was applied, treatment with low-dose aspirin was still cheaper and more effective than placebo. Even when the 2 upper limits for stroke and GI bleeding were applied, treatment with aspirin still led to significant cost-savings, even after reducing the annual risk of EC to 0.6% (the threshold for treatment recommended by the US Preventive Services Task Force<sup>1</sup>).

Changing the cost of complications based on the 95% CI shown in table 2 did not affect the results of the cost-effectiveness analysis, and nor did using the 95% CI for the MI and stroke utility values.

## Monte Carlo Analysis

When applying annual risks of CHD of 0.6%, 1.0%, and 1.5%, treatment with aspirin in Spain was the dominant option in 98.0%, 97.1%, and 97.8% of cases, respectively (Figure 3).

**TABLE 4. Sensitivity Analysis\***

Increased Risk of Stroke (Risk With Aspirin 1.23 Times Greater Than Risk Without Aspirin)

Strategy	Cost	Incremental Cost	LY	LYG	QALY	QALY Gained	IR of C/E
No aspirin	5757		8.33		8.20		
Aspirin	5472	-285	8.34	0.01	8.21	0.01	Dominant†

Increased Risk of GI Bleeding (Risk With Aspirin 2.10 Times Greater Than Risk Without Aspirin)

Strategy	Cost	Incremental Cost	LY	LYG	QALY	QALY Gained	IR of C/E
No aspirin	5757		8.33		8.20		
Aspirin	4971	-786	8.35	0.02	8.24	0.04	Dominant

Increased Risk of Stroke and GI Bleeding (Risk With Aspirin 1.23 and 2.10 Times Greater Than Risk Without Aspirin, Respectively)

Strategy	Cost	Incremental Cost	LY	LYG	QALY	QALY Gained	IR of C/E
No aspirin	5757		8.33		8.20		
Aspirin	5482	-275	8.34	0.01	8.21	0.01	Dominant

Increased Risk of Stroke and GI Bleeding When Annual Risk of CHD Is 0.6% (Risk With Aspirin 1.23 and 2.10 Times Greater Than Risk Without Aspirin, Respectively)

Strategy	Cost	Incremental Cost	LY	LYG	QALY	QALY Gained	IR of C/E
No aspirin	2418		8.47		8.41		
Aspirin	2365	-53	8.48	0.01	8.42	0.01	Dominant

\*LY indicates life year; LYG, life year gained; QALY, quality adjusted life year; IR of C/E, incremental ratio of cost/effectivity.

†Dominant: low cost, higher LY and QALY gained.

The figures in the incremental cost, LYG, and QALY gained columns indicates the difference between the value of use aspirin and not to use aspirin described in the LY and QALY columns.

## Budget Impact Analysis

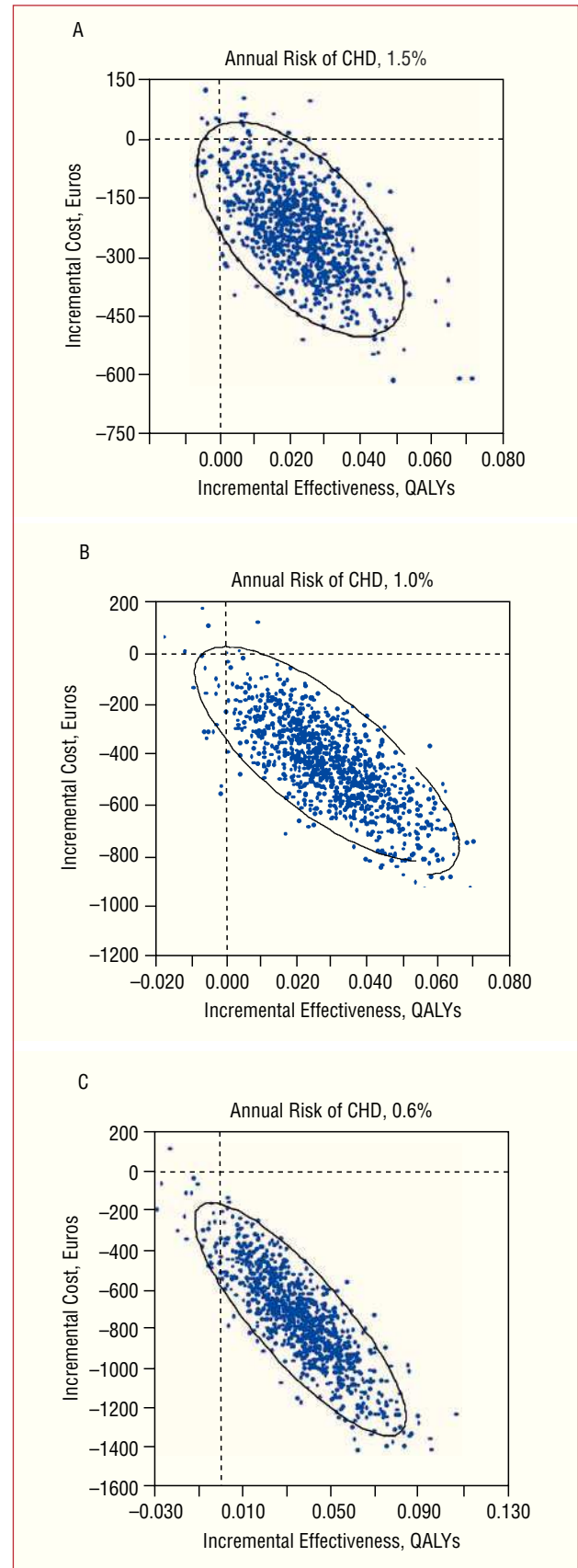
By running the model at annual risks of 1.5% and 2% (10 year annual risk of  $\geq 15\%$  and 20%) and combining the results with the number of patients who were eligible for treatment (Table 3), it was calculated that an investment of € 22.3 million could lead to a saving of € 26.5 million (net savings) for the Spanish NHS in the first year, if all eligible patients (annual risk of  $\geq 1.5\%$ ) were treated with low dose aspirin. After year 3, an investment of € 64.1 million would mean a saving of approximately € 149.4 million if all eligible patients were treated.

## DISCUSSION

This economic analysis has shown that the use of low dose aspirin as primary prevention in patients with a moderately increased risk of CHD (10 year risk of 15%), leads to significant cost savings from the public payer perspective. Treatment with low dose aspirin to prevent a first cardiovascular event in patients with moderately increased risk of CHD would save money for the Spanish NHS. In addition to the clinical benefit then (for example, in terms of LYG), there are also economic arguments to support the use of aspirin in primary prevention. Many other primary prevention interventions, and indeed many secondary prevention interventions, are not actually cost saving.

Plans Rubio<sup>25</sup> reviewed the cost-effectiveness of cardiovascular prevention programs in Spain in terms of the net cost per LYG. The cost-effectiveness ratios ranged from 2600 to 80 000 \$/LYG in males and 4500 to 230 000 \$/LYG in women. In males aged 40 to 59 years, interventions classified in increasing order of cost-effectiveness were: stopping smoking cessation (2608-3738 \$/LYG), treatment of moderate to severe hypertension (8564-38 678 \$/LYG), treatment of mild hypertension (11 906-59 840 \$/LYG), diet treatment (16 143-20 158 \$/LYG), and medical treatment for hypercholesterolemia (\$33 850-81 010/LYG). In women, the classification was: stopping smoking cessation (4482-5756 \$/LYG), treatment of moderate to severe hypertension (9585-57 983 \$/LYG), treatment of mild hypertension (15 248-86 075 \$/LYG), diet treatment (57 175-62 154 \$/LYG), and medical treatment for hypercholesterolemia (104 100-259 150 \$/LYG). Given that the cost of aspirin is lower and it produces more life years or QALYs, it does not make sense to calculate the incremental cost-effectiveness ratio. In fact, the negative values are difficult to interpret.

The cost of aspirin is very low and the possible savings to the Spanish NHS could be high. In the webpage of the Organization for Economic Co-operation and Development ([www.oecd.org](http://www.oecd.org)) there is information on spending on drugs and health. In 2001, Spain spent €64 500 million on health, and 17.8% (according to



**Figure 3.** Monte Carlo analysis (cost/QALY). QALY indicates quality adjusted life year; CHD, coronary heart disease.

the latest available figures, from 1990) were spent on drugs (€11 500 million). If all eligible patients took aspirin, financing aspirin for the primary prevention of CHD would mean an increase in the drug budget of €22.3 million (0.2%), but would lead to a decrease in the overall health care budget of €26.5 million (0.04%).

The validity of these results is supported by the sensitivity analysis. Given a 10 year risk of  $\geq 3\%$ , aspirin is cost-effective (though the results are not significant), and the saving can be noted from the first year of treatment on. The model also predicted a number of coronary events which was very similar to that published by Hayden et al, which further supports the validity of the results presented.

It may appear surprising that the Monte Carlo analysis showed aspirin to be the dominant treatment option in a higher percentage of patients when the annual risk was lower. However, this can be explained by the fact that aspirin's effectiveness does not depend on the annual risk of CHD, so that aspirin will always be more effective in the prevention of CHD. This increased effectiveness is defined as a reduction in relative risk which does not depend on the level of baseline risk. In the lowest risk group, the reduction in relative risk is maintained, but there is a smaller reduction in absolute risk and a reduction in the standard error. An analysis of Figure 3 shows a tighter clustering of results and lower ranges for the groups with a lower annual risk of CHD. Furthermore, at lower annual risks, hemorrhagic complications such as GI bleeding and hemorrhagic stroke become more relevant, as the risk of these complications does not vary with the annual risk of CHD. When the annual risk of CHD falls below 0.6%, the number of cases in which aspirin is dominant begins to decrease, to 93% with an annual risk of 0.5%, and under 90% when the annual risk is 0.4%, due to the additional cost of bleeding related complications.

This analysis supports international recommendations for the primary prevention of CVD and shows that, from an economic perspective, clinical concerns about GI bleeding or hemorrhagic stroke due to treatment with aspirin are less relevant in patients with no increased risk of GI bleeding. This latter group was excluded from individual studies included in the meta-analysis.<sup>3-7</sup>

The Framingham equation has been widely used both in Spain and throughout Europe, although it may overestimate coronary risk. Adaptations of the formula for use in Spain have appeared recently,<sup>23,24,26</sup> together with the SCORE project, which is based on low and high risk European populations.<sup>13</sup> Applying these new equations may lead to fewer individuals being included in the high risk group ( $\geq 20\%$  at 10 years), which would affect the budget impact of risk-modifying treatments, including low-dose aspirin. These

equations were published after the present model was developed though they would not affect the results of the cost-effectiveness analysis presented here, as the model is based on a hypothetical patient with a certain level of risk of suffering an event. Demographic characteristics are not taken into account in the cost-effectiveness analysis.

A limitation of the present study is that it used results from meta-analyses which in turn included different baseline risks of CHD, from different periods, and using different doses of aspirin (75-500 mg/day). As unpublished data relating to the meta-analyses and the individual studies on which they were based were unavailable some additional assumptions had to be made, such as that regarding the risk of death unrelated to CVD. Additionally, some costs (fatal events, follow-up) were obtained from patients with diabetes, which might have led to an overestimation of costs and, thereby, to an overestimation of the benefits of treatment with aspirin. Nevertheless, we believe that the results are valid as there are no data available which show that a fatal MI or stroke are more expensive in patients with diabetes, and because the authors studied presented treatment costs separately. These assumptions did not change the clinical results and the sensitivity analyses did not reveal any significant impact of these data on the costs obtained in the final results.<sup>17</sup>

In this analysis, the impact of low-dose aspirin may have been underestimated, as only the effects on non-fatal MI, fatal MI and death were assessed. But CHD also includes stable and unstable angina, though the meta-analyses of primary prevention did not include these 2 variables. Only 2 of the studies reviewed included the effect of treating angina with aspirin,<sup>4,7</sup> and both showed fewer cases of angina in individuals who were taking aspirin, though the differences between treatments were not statistically significant.

## CONCLUSIONS

Using low-dose aspirin for primary prevention in patients with a 10 year risk of  $\geq 15\%$  would lead to considerable cost savings for the Spanish NHS.

## REFERENCES

1. Hayden M, Pignone M, Phillips C, Mulrow C. Aspirin for the primary prevention of cardiovascular events: a summary of the evidence for the U.S. Preventive Services Task Force. *Ann Intern Med.* 2002;136:161-72.
2. Eidelman RS, Herbert PR, Weisman SM, Hennekens CH. An update on aspirin in the primary prevention of cardiovascular disease. *Arch Intern Med.* 2003;163:2006-10.
3. Peto R, Gray R, Collins R, Wheatley K, Hennekens C, Jamrozik K, et al. Randomised trial of prophylactic daily aspirin in British male doctors. *BMJ.* 1988;296:313-6.

4. Steering Committee of the Physicians' Health Study Research Group. Final report on the aspirin component of the ongoing Physicians' Health Study. *N Engl J Med.* 1989;321:129-35.
5. The Medical Research Council's General Practice Research Framework. Thrombosis prevention trial: randomised trial of low-intensity oral anticoagulation with warfarin and low-dose aspirin in the primary prevention of ischaemic heart disease in men at increased risk. *Lancet.* 1998;351:233-41.
6. Hansson L, Zanchetti A, Carruthers SG, Dahlöf B, Elmfeldt D, Julius S, et al. Effects of intensive blood-pressure lowering and low-dose aspirin in patients with hypertension: principal results of the Hypertension Optima Treatment (HOT) randomised trial. *Lancet.* 1998;351:1755-62.
7. Collaborative group of the Primary Prevention Project. Low-dose aspirin and vitamin E in people at cardiovascular risk: a randomised trial in general practice. *Lancet.* 2001;357:89-95.
8. Pearson TA, Blair SN, Daniels SR, Eckel RH, Fair JM, Fortmann SP, et al. AHA Guidelines for Primary Prevention of Cardiovascular Disease and Stroke: 2002 Update: Consensus Panel Guide to Comprehensive Risk Reduction for Adult Patients Without Coronary or Other Atherosclerotic Vascular Diseases. American Heart Association Science Advisory and Coordinating Committee. *Circulation.* 2002;106:388-91.
9. de Backer G, Ambrosioni E, Borch-Johnsen K, Brotons C, Cifkova R, Dallongeville J, et al. European Guidelines on Cardiovascular Disease Prevention in Clinical Practice. Third Joint Task Force of European and Other Societies on Cardiovascular Disease Prevention in Clinical Practice. *Eur Heart J.* 2003;24:1601-10.
10. Patrono C, Bachman F, Baigent C, Bode C, de Caterina R, Charbonnier B, et al. Documento de consenso de expertos sobre el uso de agentes antiplaquetarios. *Rev Esp Cardiol.* 2004;57:963-80.
11. Wood D, de Backer G, Faergeman O, Graham I, Mancía G, Pyörälä K. Prevention of coronary heart disease in clinical practice: recommendations of the Second Joint Task Force of European and other Societies on Coronary Prevention. *Eur Heart J.* 1998;19:1434-503.
12. Euroaspire II Study Group. Lifestyle and risk factor management and use of drug therapies in coronary patients from 15 countries. Principal results from Euroaspire II Euro Heart Survey Programme. *Eur Heart J.* 2001;22:554-72.
13. Conroy RM, Pyörälä K, Fitzgerald AP, Sans S, Menotti A, de Backer G, et al. Estimation of ten-year risk of fatal cardiovascular disease in Europe: the SCORE project. *Eur Heart J.* 2003;24:987-1003.
14. Shepherd J, Cobbe SM, Ford I, Isles CG, Lorimer AR, MacFarlane PW, et al. Prevention of coronary heart disease with pravastatin in men with hypercholesterolemia. West of Scotland Coronary Prevention Study Group. *N Engl J Med.* 1995;333:1301-7.
15. CAPRIE Steering Committee. A randomised, blinded, trial of clopidogrel versus aspirin in patients at risk of ischaemic events (CAPRIE). *Lancet.* 1996;348:1329-39.
16. Base de datos de costes sanitarios, versión 1.5. Barcelona: SOIKOS S.L.; 2004.
17. Levy E, Gabriel S, Dinot J. The comparative medical costs of atherothrombotic disease in European countries. *Pharmacoeconomics.* 2003;21:651-9.
18. Consejo General de Colegios Oficiales de Farmacéuticos. Catálogo de Especialidades Farmacéuticas 2003. Madrid: Consejo General de Colegios Oficiales de Farmacéuticos; 2003.
19. Tsevat J, Goldman L, Soukup JR, Lamas GA, Connors KF, Chapin CC, et al. Stability of time-tradeoff utilities in survivors of myocardial infarction. *Med Decis Making.* 1993;13:161-5.
20. Tengs TO, Lin TH. A meta-analysis of quality of life estimates for stroke. *Pharmacoeconomics.* 2003;21:191-200.
21. Kuntz KM, Tsevat J, Goldman L, Weinstein MC. Cost-effectiveness of routine coronary angiography after acute myocardial infarction. *Circulation.* 1996;94:957-65.
22. Catherwood E, Fitzpatrick WD, Greenberg ML, Holzberger PT, Malenka DJ, Gerling BR, et al. Cost-effectiveness of cardioversion and antiarrhythmic therapy in nonvalvular atrial fibrillation. *Ann Intern Med.* 1999;130:625-36.
23. Marrugat J, Solanas P, D'Agostino R, Sullivan L, Ordovas J, Cerdón F, et al. Estimación del riesgo coronario en España mediante la ecuación de Framingham calibrada. *Rev Esp Cardiol.* 2003;56:253-61.
24. Baena Díez JM, del Val García JL, Tomás Pelegrina J, Martínez Martínez JL, Martín Peñacoba R, González Tejón I, et al. Epidemiología de las enfermedades cardiovasculares y factores de riesgo en atención primaria. *Rev Esp Cardiol.* 2005;58:367-73.
25. Plans-Rubio P. Cost-effectiveness of cardiovascular prevention programs in Spain. *Int J Technol Assess Health Care.* 1998;14:320-30.
26. Aranceta J, Pérez C, Foz M, Mantilla T, Serra L, Moreno B, et al. Tablas de evaluación del riesgo coronario adaptadas a la población española. Estudio DORICA. *Med Clin (Barc).* 2004;123:686-91.